

IC610MDL106

New In Stock!

GE Fanuc

<http://www.pdfsupply.com/automation/ge-fanuc/ge-series-one-1/IC610MDL106>

Ge Series One 1

1-919-535-3180

In Stock! GE 24Vdc Sink Input, D Connector, w/LED's 16points
IC610M IC610MD IC610MDL

www.pdfsupply.com

Email: sales@pdfsupply.com

GEK-90842

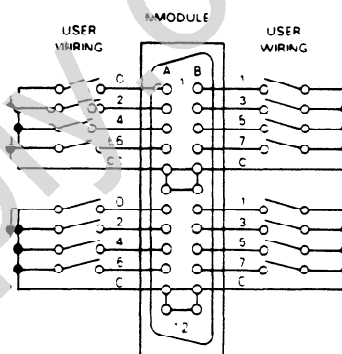
**24 V dc Sink Input (16 Circuits)
IC610MDL106**

This module provides 16 circuits, each designed to receive a single discrete (ON/OFF) signal from user supplied devices. This module has 16 LED status indicators to reflect the ON or OFF status of each of the 16 circuits. Typical input devices include limit switches, pushbuttons, selector switches, and relay contacts. 24 V dc power to sense the state of these inputs is provided by the rack power supply; therefore, no external power source is required for this module. All 16 circuits are powered from this one source.

Figure 6-10 provides wiring information for this module. The 16 input circuits are connected to user devices through a 24-pin connector. An optional I/O Interface cable, catalog number IC610CBL105, is available for use with this module. Following are specifications for each of the 16 circuits:

Input Points	16
Maximum Voltage (Open Circuit)	36 V dc
Input Current	16 mA
ON Level	0 to 3 V dc
OFF Level	18 to 36 V dc
OFF to ON Response	4 to 15 ms
ON to OFF Response	4 to 15 ms
Maximum OFF Leakage	2 mA
Minimum ON Current	5 mA
Circuit Indicator	Field side
Internal Power Consumption	24 mA @ 9 V dc, Max. (16 circuits ON) 210 mA @ 24 V dc, Max. (16 circuits ON)
Units of Load	3 units @ 9 V dc 21 units @ 24 V dc
Weight	4.2 oz (120 g)

a40566



WIRING DIAGRAM

a40548

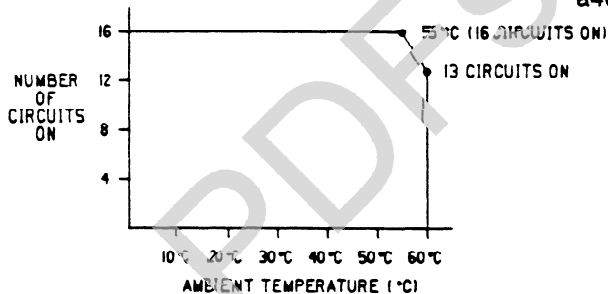
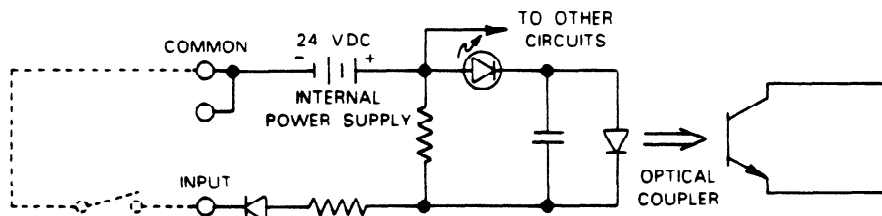


Figure 6-9. I/O Points VS Temperature



SAMPLE INPUT CIRCUIT

Figure 6-10. Wiring for 16 CIRCUIT, 25 V dc Sink Input Module